

## Block of the Month No. 2: "Arrowhead"

Finished block size = 6in

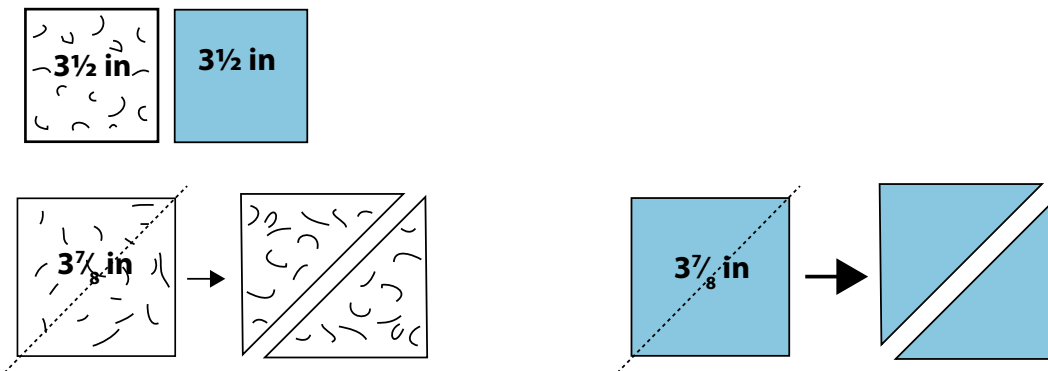
Fabrics: blue or red, and a fabric that is mostly white with a bit of a black pattern.

### Cutting

From white and black fabric: 1 square =  $3\frac{1}{2}$  x  $3\frac{1}{2}$  in  
1 square =  $3\frac{7}{8}$  x  $3\frac{7}{8}$  in

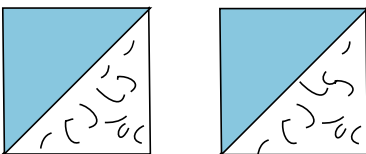
From blue or red fabric: 1 square =  $3\frac{1}{2}$  x  $3\frac{1}{2}$  in  
1 square =  $3\frac{7}{8}$  x  $3\frac{7}{8}$  in

Cut each  $3\frac{7}{8}$ sq in half diagonally. That is the larger blue (or red) one, and the larger white and black square.

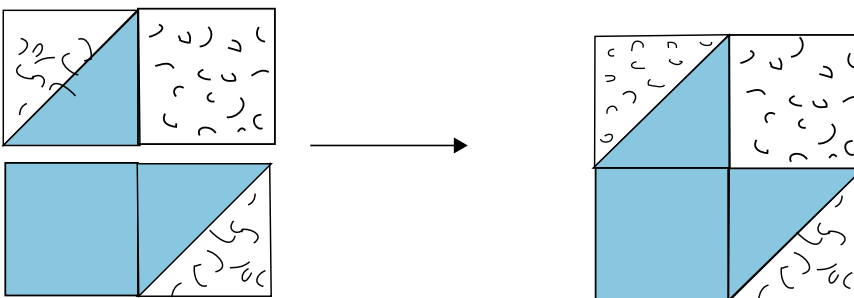


### Sewing

Join each triangle of white and black with the coloured triangle, to make 2 half square triangle units.



You now have 2 HST that are  $3\frac{1}{2}$  x  $3\frac{1}{2}$ in.  
Sew each one to the unsewn squares.



Size of block incl  $\frac{1}{4}$ in seam allowance =  $6\frac{1}{2}$ in